


FEATURES

- Low leakage inductance and coupling capacitance for faster rise times
- Small form factor, 50 mil lead spacing
- Through hole, auto-insertable, Surface Mount, 16-pin package

TEST CONDITIONS

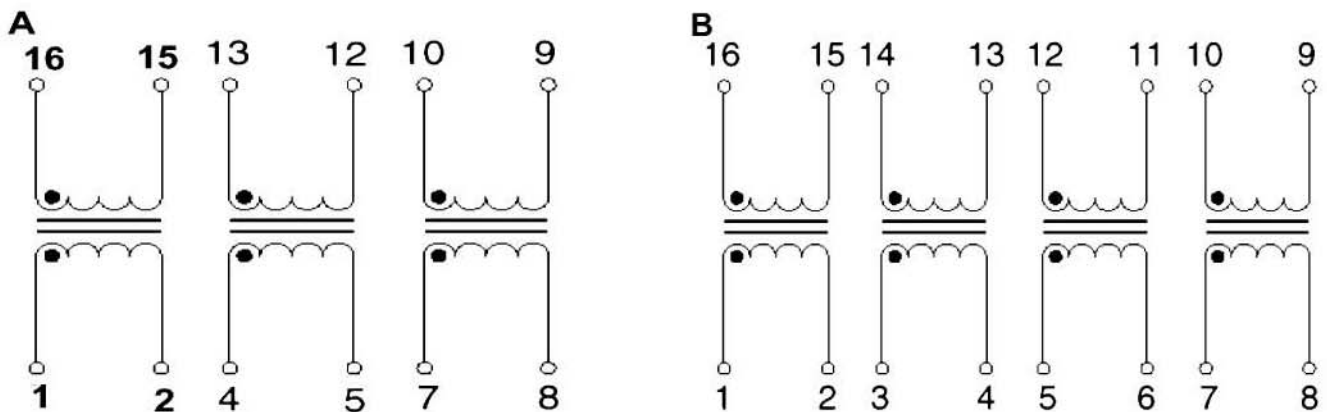
- Inductance ----- 100KHZ/20mV
- Leakage Inductance ----- 100KHZ/20mV
- Interwinding Capacitance -- 100KHZ/20mV



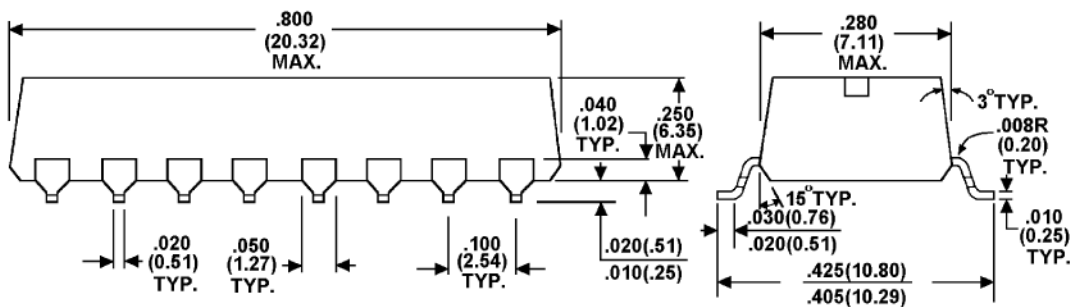
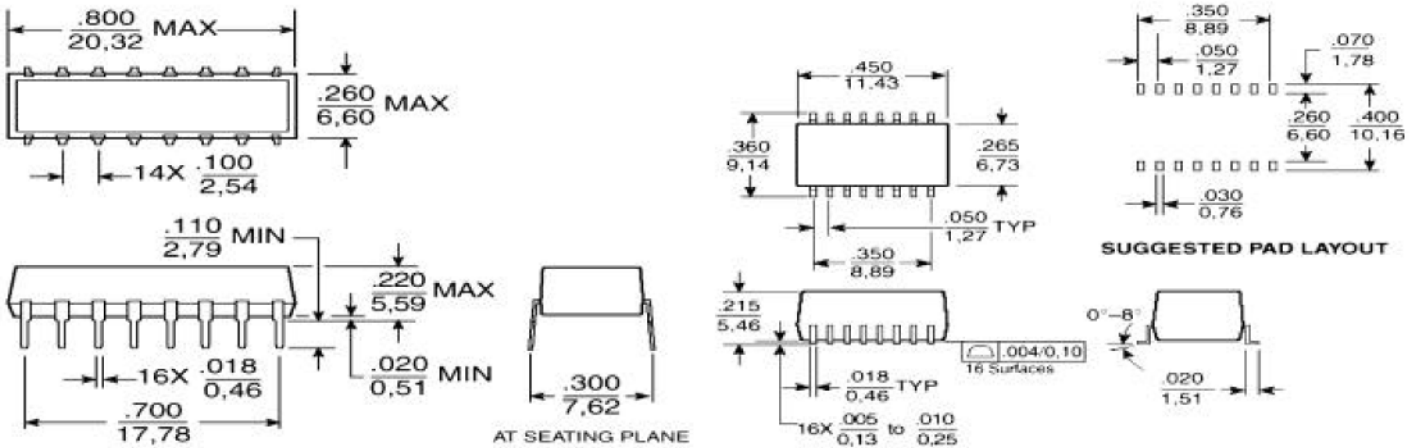
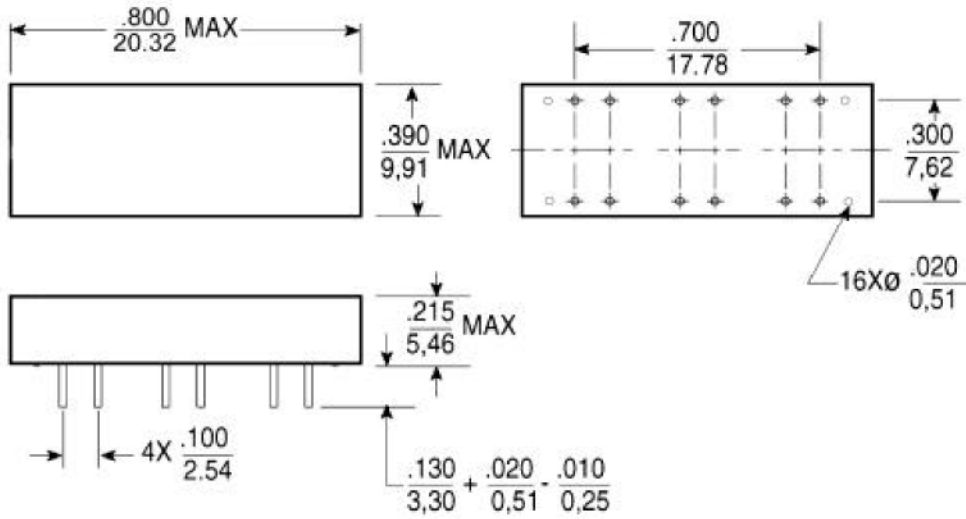
ELECTRICAL SPECIFICATIONS @25°C-Operating temperature 0°C TO 70°C

PART NUMBER	Turns Ratio (±5%)	Primary Pins	Primary Sine Wave OCL(μH) (+/- 20%)	Primary ET-Constant (μH MIN)	Rise Time	Interwinding Capacitance C _{WW'} (μF MAX)	Leakage Inductance LL' (μH MAX)	DCR (Ω MAX)	Shem.	Hipot (Vrms)
ST- 23T4001A2	1:1	1-2/4-5/7-8	40(min)	2.1	3.0	8	0.20	0.25	A	2000
ST- 23T7501A2	1:1	1-2/4-5/7-8	75	1.8	3.0	8	0.20	0.30	A	2000
ST- 23T1011A2	1:1	1-2/4-5/7-8	100	1.8	3.0	9	0.20	0.30	A	2000
ST- 23T1511A2	1:1	1-2/4-5/7-8	150	1.2	3.0	12	0.20	0.30	A	2000
ST- 23T3511A2	1:1	1-2/4-5/7-8	350	2.6	3.5	16	0.30	0.35	A	2000
TC- 22T7501A	1:1	1-2/4-5/7-8	75	2.1	3.0	10	0.20	0.20	A	500
TC- 20T7501A2	1:1	1-2/4-5/7-8	75	2.4	3.5	10	0.25	0.30	A	2000
TC- 22T7501A2	1:1	1-2/4-5/7-8	75	2.1	3.0	10	0.20	0.20	A	2000
TC- 22T1011A	1:1	1-2/4-5/7-8	100	2.1	3.0	10	0.20	0.30	A	500
TC- 20T1011A2	1:1	1-2/4-5/7-8	100	2.1	3.5	10	0.25	0.40	A	2000
TC- 22T1011A2	1:1	1-2/4-5/7-8	100	2.1	3.0	10	0.20	0.30	A	2000
TC- 22T1511A	1:1	1-2/4-5/7-8	150	2.1	3.5	12	0.20	0.30	A	500
TC- 20T1511A2	1:1	1-2/4-5/7-8	150	3.0	3.0	15	0.20	0.45	A	2000

SCHEMATICS



DIMENSIONS



UNIT:inch(mm)